

SESSION 1

ADVENTURES in CARTOONING

ACTIVITY BOOK



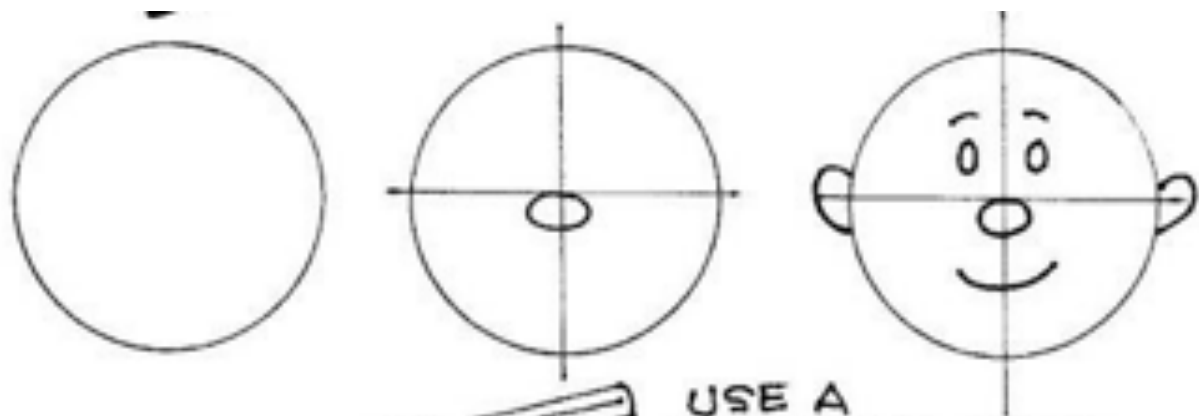
WITH MR. APPEL

MY NAME: _____

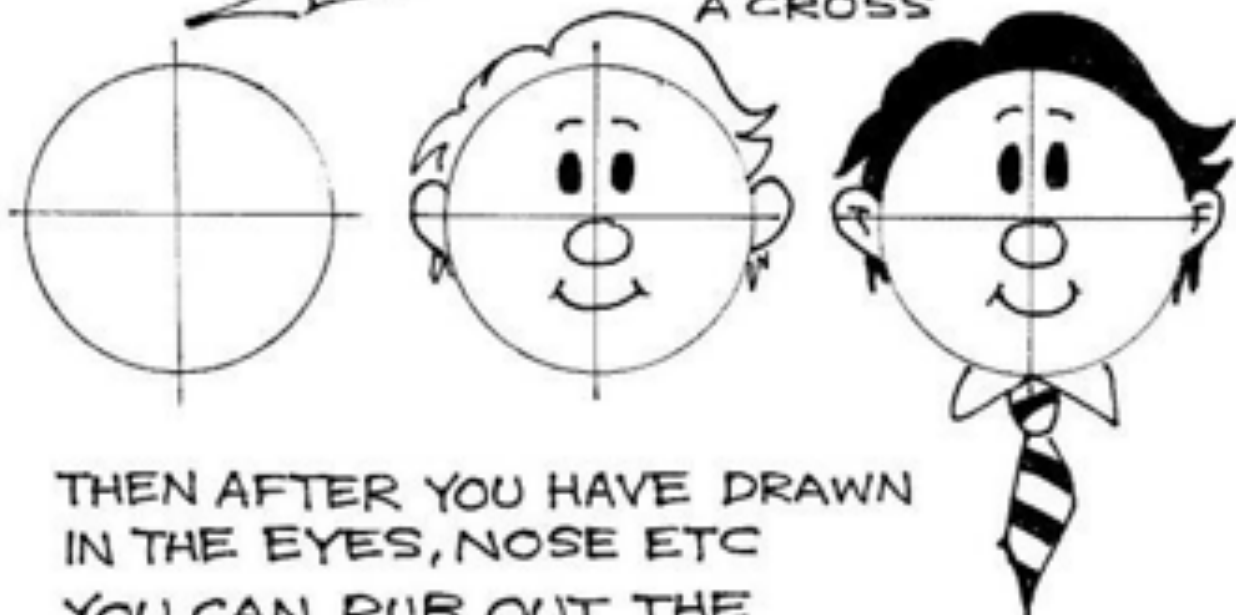
CARTOONING FOR BEGINNERS

CARTOONS COPYRIGHT 1992 © BY PETER MADDOCKS
ISBN 1-85479-161-3

BUY THE FULL BOOK ON AMAZON OR CHAPTERS! IT'S EXCELLENT!!!



USE A PENCIL TO MAKE A CROSS



THEN AFTER YOU HAVE DRAWN IN THE EYES, NOSE ETC YOU CAN RUB OUT THE PENCIL CROSS WITH YOUR ERASER

TRY OUT DIFFERENT EYES USING BLACK DOTS OR JUST CIRCLES



USE A PENCIL TO MAKE A CROSS

THEN AFTER YOU HAVE DRAWN IN THE EYES, NOSE ETC YOU CAN RUB OUT THE PENCIL CROSS WITH YOUR ERASER

TRY OUT DIFFERENT EYES USING BLACK DOTS OR JUST CIRCLES

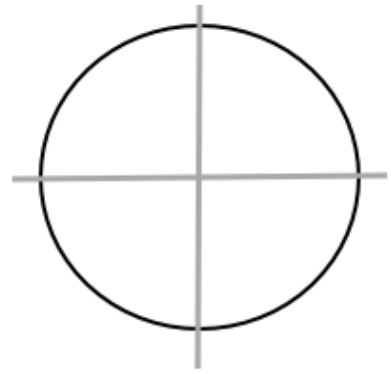
•• ○○ OR DOTS INSIDE THE CIRCLES
○○ ○○ ○○

USE A PENCIL TO MAKE A CROSS

THEN AFTER YOU HAVE DRAWN IN THE EYES, NOSE ETC YOU CAN RUB OUT THE PENCIL CROSS WITH YOUR ERASER

TRY OUT DIFFERENT EYES USING BLACK DOTS OR JUST CIRCLES

•• ○○ OR DOTS INSIDE THE CIRCLES
○○ ○○ ○○



USE A PENCIL TO MAKE A CROSS

THEN AFTER YOU HAVE DRAWN IN THE EYES, NOSE ETC YOU CAN RUB OUT THE PENCIL CROSS WITH YOUR ERASER

TRY OUT DIFFERENT EYES USING BLACK DOTS OR JUST CIRCLES

•• ○○ OR DOTS INSIDE THE CIRCLES
○○ ○○ ○○

USE A PENCIL TO MAKE A CROSS

THEN AFTER YOU HAVE DRAWN IN THE EYES, NOSE ETC YOU CAN RUB OUT THE PENCIL CROSS WITH YOUR ERASER

TRY OUT DIFFERENT EYES USING BLACK DOTS OR JUST CIRCLES







•• ○○ OR DOTS INSIDE THE CIRCLES
○○ ○○ ○○

USE A PENCIL TO MAKE A CROSS


THEN AFTER YOU HAVE DRAWN IN THE EYES, NOSE ETC YOU CAN RUB OUT THE PENCIL CROSS WITH YOUR ERASER

TRY OUT DIFFERENT EYES USING BLACK DOTS OR JUST CIRCLES

•• ○○ OR DOTS INSIDE THE CIRCLES
○○ ○○ ○○



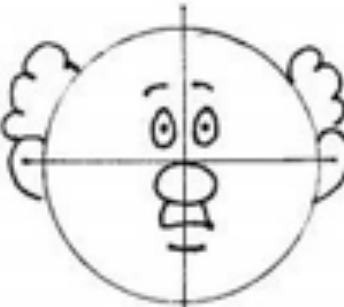
NOW HAVE A GO AT DRAWING DIFFERENT
HAIRLINES—DRAW LOTS OF CIRCLES...



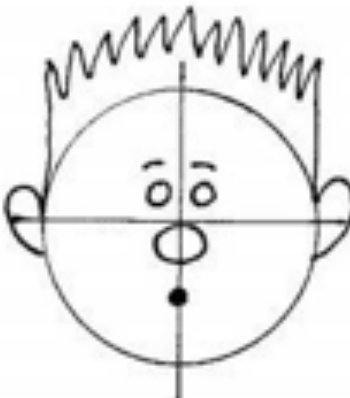
LEAVE SOME
OPEN...




BLACK
SOME IN...



TRY BALD
HEADS...



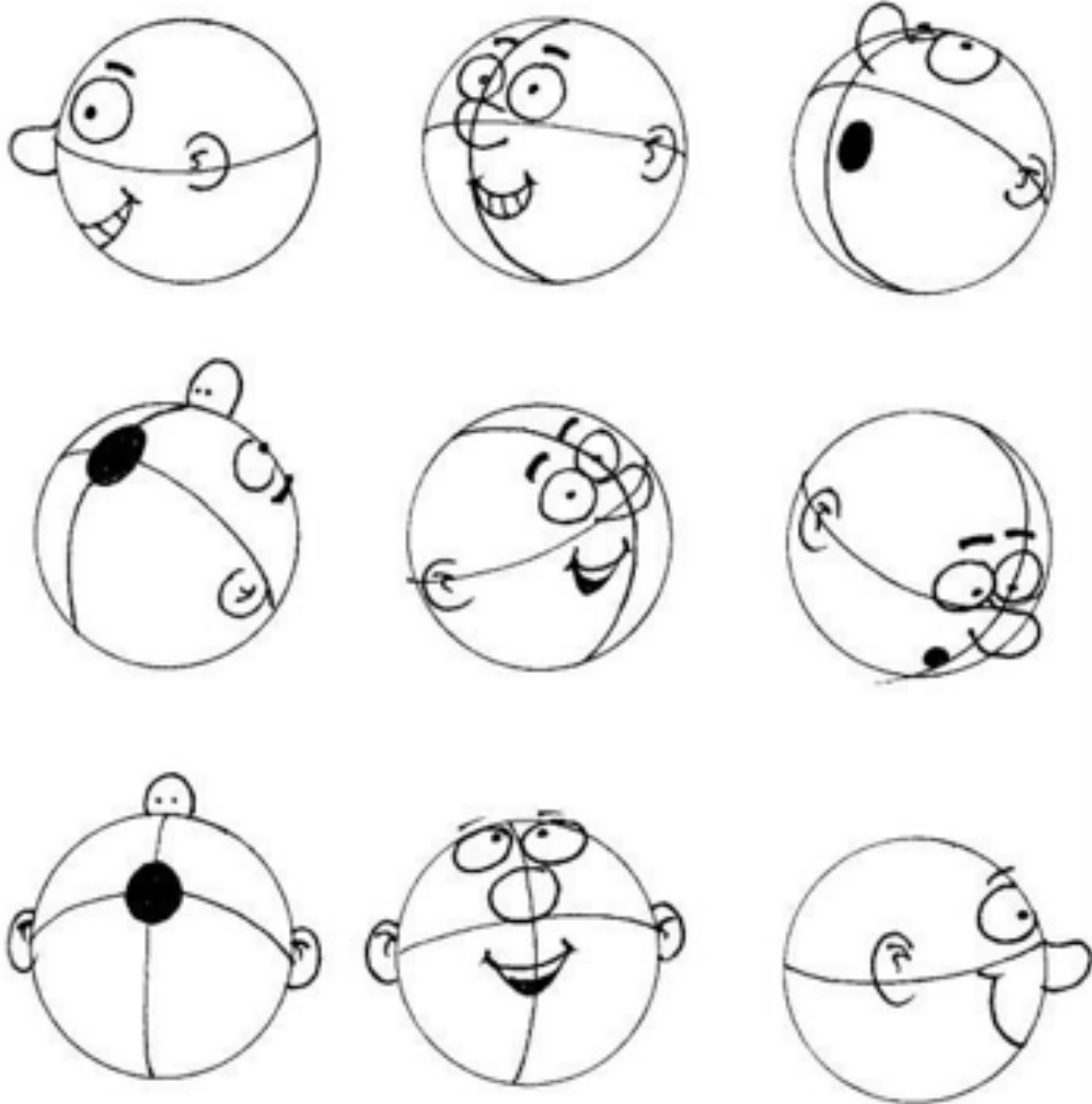
SPIKEY HAIR...




OR SAILOR'S HAT

IT'S GREAT FUN—HAVE A GO...

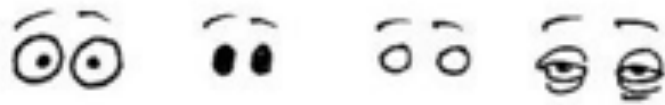
TO MOVE THE HEAD AROUND TRY TO
IMAGINE YOU ARE DRAWING A FOOTBALL



PENCIL IN THE CURVES AND DRAW
YOUR FACES—THIS EXERCISE IS A
LITTLE DIFFICULT, BUT PRACTICE WILL
MAKE PERFECT—RUB OUT THE PENCIL
LINES LATER...



KEEP THE FEATURES SIMPLE—



EYES



NOSES



MOUTH



EARS




HAIR LINE
MALE



HAIRLINE
FEMALE

AFTER A WHILE YOU WILL STOP DRAWING CIRCLES FOR A FACE AND DRAW IT FREEHAND... AS YOU GET USED TO IT —



YOU WILL THEN DRAW YOUR CHARACTER QUITE NATURALLY...



LOOK IN THE MIRROR AND PULL FACES —
THEN JOT THEM DOWN ON PAPER **Yuk!**

FACES — OR I SHOULD SAY — PULLING FACES...



SMILE



FEAR



ANGER




YAWN



Shrrrrrr



—RASPBERRY



SMIRK



SHOUT



BLOW.

NNNN

